

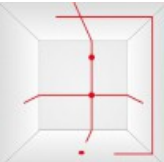
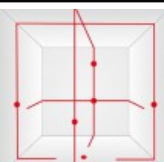


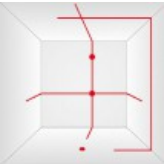
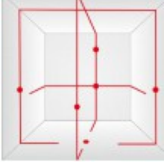

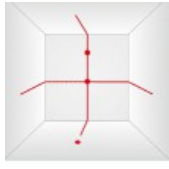
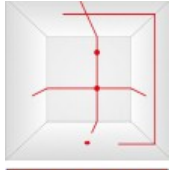
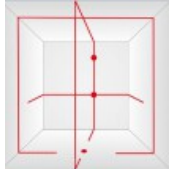

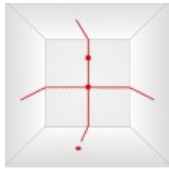
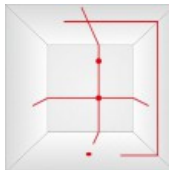
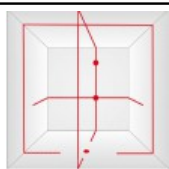

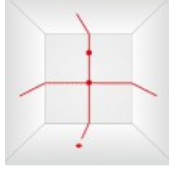
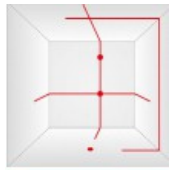

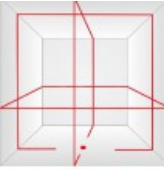



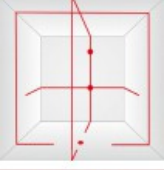
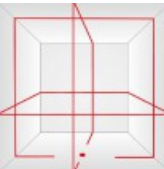

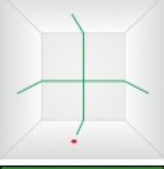
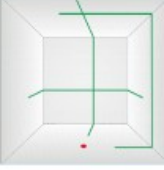
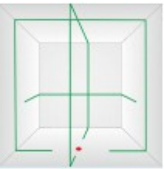


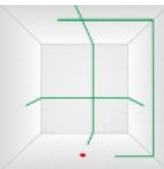
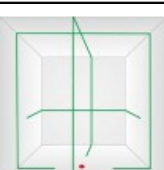

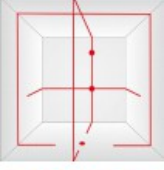
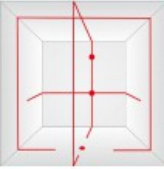
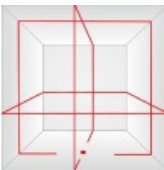
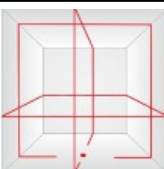









SIAMAS LYGIO MATAVIMO PRIETAISAI

Eil. Nr.	Modelis	Lazerio ryškumas	Vaizdas	Veikimas	Specifikacija	Palyginimas
Red Laser Beams						
1	SA231	5mW		 1V1H3D	1 Working Range: 15m 2 Accuracy: +/-1mm/5m 3 Self-leveling range: +/-3° 4 Output power: <1mW 5 Laser class: 2 6 Laser type: 635nm/line, 635nm/dot 7 Operating Temperature: -5---45°C 8. Indoor/ Outdoor model is available 9. Beep and blink alarm if it's not level.	Economical model
	SA331	5mW		 2V1H3D		
	SA531	5mW		 4V1H6D		
2	SA231H	10mW		 1V1H3D	1 Working Range: 25m 2 Accuracy: +/-1mm/5m 3 Self-leveling range: +/-3° 4 Output power: <1mW 5 Laser class: 2 6 Laser type: 635nm/line, 635nm/dot 7 Operating Temperature: -5---45°C 8. Indoor/ Outdoor model is available 9. Beep and blink alarm if it's not level.	Economical model
	SA331H	10mW		 2V1H3D		
	SA531H	10mW		 4V1H6D		


3	SA232	5mW		 1V1H3D	<ul style="list-style-type: none"> 1 Working Range: 15m 2 Accuracy: +/-1mm/5m 3 Self-leveling range: +/-2.5° 4 Output power: <1mW 5 Laser class: 2 6 Laser type: 635nm/line, 635nm/dot 7 Operating Temperature: -5---45°C 8. Indoor/ Outdoor model is available 9. Beep and blink alarm if it's not level. 	Take 4V1H models as examples, compared with SA531, SA532 is more accurate and stable
	SA332	5mW		 2V1H3D		
	SA532	5mW		 4V1H3D		
4	SA233	5mW5mW		 1V1H3D	<ul style="list-style-type: none"> 1 Working Range: 15m 2 Accuracy: +/-1mm/5m 3 Self-leveling range: +/-2.5° 4 Output power: <1mW 5 Laser class: 2 6 Laser type: 635nm/line, 635nm/dot 7 Operating Temperature: -5---45°C 8. Indoor/ Outdoor model is available 9. Beep and blink alarm if it's not level. 	Take 4V1H models as examples, compared with SA532, SA533 is the same as SA532 except for the feature of incline.
	SA333	5mW		 2V1H3D		
	SA533	5mW		 4V1H3D		
5	SA234	5mW		 1V1H3D	<ul style="list-style-type: none"> 1 Working Range: 15m 2 Accuracy: +/-1mm/5m 3 Self-leveling range: +/-2.5° 4 Output power: <1mW 5 Laser class: 2 6 Laser type: 635nm/line, 635nm/dot 7 Operating Temperature: -5---45°C 8. Indoor/ Outdoor model is available 9. Beep and blink alarm if it's not level. 	Take 4V1H models as examples, SA534 is the same specification as SA532, but housing of SA534 is more solid
	SA334	5mW		 2V1H3D		







	SA534	5mW		 4V1H3D		
	SA834	5mW		 4V4H1D		
6	SA234H	10mW		 1V1H3D	<ul style="list-style-type: none"> 1 Working Range: 25m 2 Accuracy: +/-1mm/5m 3 Self-leveling range: +/-2.5° 4 Output power: <1mW 5 Laser class:2 6 Laser type:635nm/line, 635nm/dot 7 Operating Temperature: -5---45°C 8. Indoor/ Outdoor model is available 9. Beep and blink alarm if it's not level. 	Take 4V1H models as examples, SA534 is the same specification as SA532, but housing of SA534 is more solid
	SA334H	10mW		 2V1H3D		
	SA534H	10mW		 4V1H3D		
	SA834H	10mW		 4V4H1D		
Laser Beams						
7	SA211G			 1V1H1D	<ul style="list-style-type: none"> 1 Working Range: 25m 2 Accuracy: +/-1mm/5m 3 Self-leveling range: +/-2.5° 4 Output power: <1mW 5 Laser class:2 6 Laser type:532nm/line, 635nm/dot 7 Operating Temperature: -5---45°C 8. Indoor/ Outdoor model is available 9. Beep and blink alarm if it's not level. 	
	SA311G			 2V1H1D		

	SA511G			 4V1H1D		
8	SA212G			 1V1H1D	<ul style="list-style-type: none"> 1 Working Range: 25m 2 Accuracy: +/-1mm/5m 3 Self-leveling range: +/-3° 4 Output power: <1mW 5 Laser class: 2 6 Laser type: 532nm/line, 635nm/dot 7 Operating Temperature: -5---45°C 8. Indoor/ Outdoor model is available 9. Beep and blink alarm if it's not level. 	
	SA312G			 2V1H1D		
	SA512G			 4V1H1D		
Electronic Laser Levels						
9	SA581E	5mW		 4V1H1D	<ul style="list-style-type: none"> 1 Working Range: 15m 2 Accuracy: +/-1mm/10m 3 Self-leveling range: +/-2.5° 4 Output power: <1mW 5 Laser class: 2 6 Laser type: 635nm/line, 635nm/dot 7 Operating Temperature: -5---45°C 8. Indoor/ Outdoor model is available 9. Blink alarm if it's not level. 	Compared with pendulum models, electronic models are more durable and accurate
	SA581EH	10mW		 4V1H1D		
	SA881E	5mW		 4V4H1D		
	SA881EH	10mW		 4V4H1D		
Rotary Laser Levels						

10	SA681R			1. Working range without detector: 500m(diameter) 2. Remote controlling range: 20m 3. Laser leveling accuracy: $\pm 20''$ (Horizontal), $\pm 20''$ (Vertical) 4. Self-leveling range: $\pm 5^\circ$ 5. Scanning angle: 0° , 10° , 45° , 90° , 180° 6. Spinning speed: 0, 60, 120, 300, 600 r.p.m	
	SA681G			7. Working temperature: $-10 \sim 45^\circ\text{C}$ 8. Water proof: IP54 9. Power supply: DC 4.8-6V	
	SA682R	 <div style="background-color: red; color: white; padding: 2px; text-align: center;"> USD10 will be added if you need plastic case </div>		1. Working range without detector: 500m(diameter) 2. LCD display 3. Remote controlling range: 20m 4. Laser leveling accuracy: $\pm 20''$ (Horizontal), $\pm 20''$ (Vertical) 5. Self-leveling range: $\pm 5^\circ$ 6. Scanning angle: 0° , 10° , 45° , 90° , 180° 7. Spinning speed: 0, 60, 120, 300, 600 r.p.m	
	SA682G			8. Working temperature: $-10 \sim 45^\circ\text{C}$ 9. Water proof: IP54 10. Power supply: DC 4.8-6V	

Priedai

Eil. Nr.	Modelis		Vaizdas	Aprašymas	Line Laser level package
14	SA6003			Right angle laser lines, working range: 10m	 Including a plastic case, charger, 3x AA batteries, belt, red glass, marking card and user manual
15	SA120	Tripod for line laser levels		1.2m height	
	SA150			1.5m height	
16	SA003			Aluminum 5/8" incline bracket for incline models	

17	SA005			Magnetic plastic wall mount
18	SA006			Aluminum wall mount
19	SA007			Aluminum wall mount
20	SA008			Metal wall mount
21	SAR01			laser detector for red laser levels
	SAG01			laser detector for green laser levels